



Submittal Data Sheet

Project Name:	Approval:
Location:	Date:
Engineer:	Construction:
Submitted to:	Unit #:
Submitted by:	Drawing #:
Reference:	

MAC Sale model	MP12EMB82 / MP12EMC82
UPC	8-17986025473 / 8-17986025541



PERFORMANCE DATA

Power supply	Ph-V-Hz	230/208V, 60Hz, 1Ph
Cooling		
Capacity	Btu/h	12000/11800
Dehumidification (Hi/Med/Lo)	Pints/hr	2.94 / 3.06 / 3.19
Input	W	1121/1102
Current	A	4.88/5.30
EER	Btu/w	10.7
Sensible Heat ratio (High)	%	73.5%

Heating (Heat pump)

Capacity	Btu/h	N/A
Input	W	N/A
Current	A	N/A
COP	W/W	N/A

Electric Heating

		A82	B82
Capacity	Btu/h	10900/8900	15000/12200
Input	W	3604.5/2966	4702/3794
Current	A	15.67/14.26	20.4/18.24

SYSTEM DATA

Design pressure	PSIG	520/300
Refrigerant type	oz	R410A/27.51ozs
Application area (Cooling EPA)	sq.ft	450-550

UNIT DIMENSION

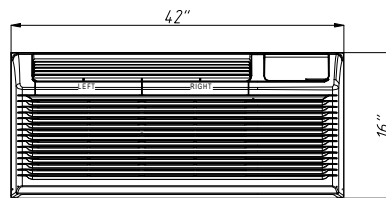
Dimension(W*D*H) (without wall sleeve)	inch	42x21x16
Packing (W*D*H)	inch	45.1x25.4x19.3
Net/Gross weight	lbs.	111.8/136.2
Loading quantity 20' /40' /40'HQ	Pieces	72/144/180

Operation temperature

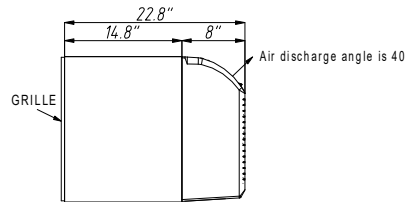
Indoor (cooling/ heating)	°C	17-32/0-27
	°F	62°F-90°F/32°F-80°F
Outdoor(cooling/heating)	°C	18-43/-5-24
	°F	64°F-109°F/23°F-76°F

Technical specifications

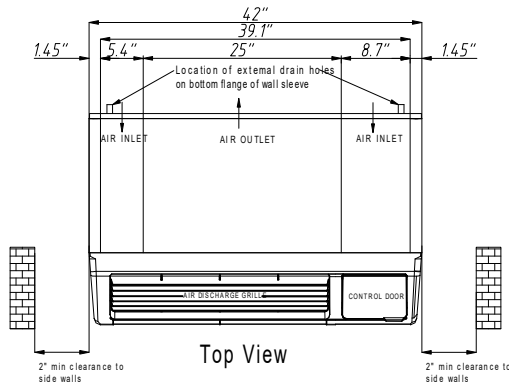
Starting Current	A	25.9
Indoor Air Flow (Hi/Med/Lo)	CFM	405/394/382
Outdoor Air Flow (Hi)	CFM	547
Indoor Noise Level (Hi/Med/Lo)	dBA	52/49/46
Outdoor Noise Level (Hi)	dBA	66
Vent Door CFM full open (Hi/Med/Lo)	CFM	62/60/56
Plug Type		LCDI 6-20P LCDI 6-30P
Control Type		Electronic Control



Front View



Side View



Top View