



## Submittal Data Sheet

Project Name:		Approval:	
Location:		Date:	
Engineer:		Construction:	
Submitted to:		Unit #:	
Submitted by:		Drawing #:	
Reference:			

MAC Sale model	MP15HMB82 / MP15HMC82
UPC	8-17986025527 / 8-17986025572



### PERFORMANCE DATA

Power supply	Ph-V-Hz	230/208V, 60Hz, 1Ph
<b>Cooling</b>		
Capacity	Btu/h	14700/14500
Dehumidification (Hi/Med/Lo)	Pints/hr	4.50 / 4.52 / 4.59
Input	W	1515/1495
Current	A	6.73/7.34
EER	Btu/w	9.7
Sensible Heat ratio (High)	%	69.7%

### Heating (Heat pump)

Capacity	Btu/h	13500/13200
Input	W	1323/1294
Current	A	5.74/6.2
COP	W/W	3.0

### Electric Heating

		MP15HMB82	MP15HMC82
Capacity	Btu/h	10900/8900	15000/12200
Input	W	3604.5/2966	4702/3794
Current	A	15.67/14.26	20.4/18.24

### SYSTEM DATA

Design pressure	PSIG	520/300
Refrigerant type	oz	R410A/37.04ozs
Application area (Cooling EPA)	sq.ft	550-700

### UNIT DIMENSION

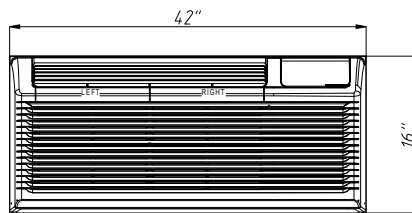
Dimension(W*D*H) (without wall sleeve)	inch	42x21x16
Packing (W*D*H)	inch	45.1x25.4x19.3
Net/Gross weight	lbs.	116.4/140.9
Loading quantity 20' /40' /40'HQ	Pieces	72/144/180

### Operation temperature

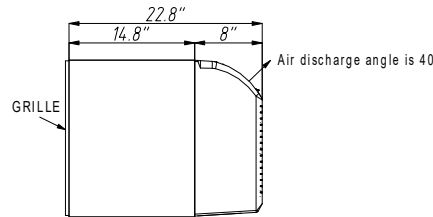
Indoor (cooling/ heating)	°C	17-32/0-27
	°F	62°F-90°F/32°F-80°F
Outdoor(cooling/heating)	°C	18-43/-5-24
	°F	64°F-109°F/23°F-76°F

### Technical specifications

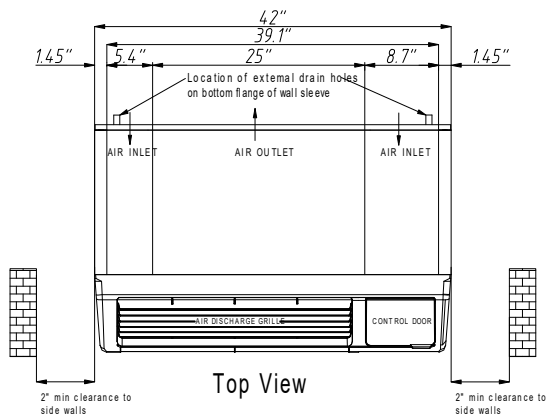
Starting Current	A	39
Indoor Air Flow (Hi/Med/Lo)	CFM	423/405/394
Outdoor Air Flow (Hi)	CFM	537
Indoor Noise Level (Hi/Med/Lo)	dBA	53/50/45
Outdoor Noise Level (Hi)	dBA	66
Vent Door CFM full open (Hi/Med/Lo)	CFM	62/60/56
Plug Type		LCDI 6-20P   LCDI 6-30P
Control Type		Electronic Control



Front View



Side View



Top View